

CLIMATE CONTROL without an outdoor unit



 **OLIMPIA**
SPLENDID
UNICO

 **Celsius**
air conditioning

CONTENTS PAGE

SAY GOODBYE TO OUTDOOR UNITS 2-3

UNICO INVERTER RANGE 4-5

UNICO ON OFF RANGE 6-7

UNICO EASY RANGE 8-9

TECHNICAL DATA & FEATURES 10

SAY GOODBYE TO OUTDOOR UNITS

Thanks to the elimination of the outdoor unit the Unico range made by Olimpia Splendid has revolutionised both the theory and practice of air conditioning. For over ten years the Unico range has been an innovative and unique solution in the world of climate control.


SAY NO THANKS TO OUTDOOR UNITS

Bulky outdoor condensing units can be obtrusive, noisy, and unsightly. These attributes can have negative implications where the condensing unit is visible, compromising either regulations or external building qualities. The absence of an outdoor unit is only one of the extraordinary qualities that the Unico range can boast, a feature that benefits buildings and towns, by respecting their aesthetic qualities.

As for the installation of the Unico units, everything can be done from inside the building, including holes and grille fitting. No need for complicated work on external walls or on high floors, thus saving time and money. In terms of its functions, the Unico range is a true technological gem, capable of programming and optimising the climate, room by room, as well as dehumidifying and purifying the air.

UNICO
Without outdoor unit

Unico A unique difference



ALWAYS UNIQUE

For over ten years, the Unico range has spread over the five continents around the world, and has been installed in a wide variety of settings, making it the choice of those who demand the latest technology in climate control.

THE OLIMPIA SPLENDID UNICO RANGE

The Unico range was designed to meet the widest range of demands, it comes in three models, with ten variations, five of which are fitted with a heat pump, so you can enjoy cooling in summer but also warmth between seasons.

TWO CAPACITIES FOUR MODELS

The Unico Inverter DC is the first air conditioner without an outdoor unit and with inverter technology. There are two models of the Unico Inverter DC that come with heat pumps, providing optimal cooling and heating within a single unit.

LESS IS MORE

Outdoor and indoor units are finally brought together, eliminating complex and timely installations. The grilles covering the outside holes are practically invisible, thus minimising the environmental impact and ensuring that aesthetics of the outer building are not compromised.

MORE VERSATILE

The Unico range is the first of its kind to erase the need for an outdoor condensing unit. Supplied and installed as a single unit, where traditionally this would have been two separate units. This gives more credence to planning permission being granted to install a Unico unit, where external units would not be permitted.

LOW INSTALLATION COSTS

The Unico range is easy to install, all that is required are two holes that can be created from within the building. The outside grilles can also be set directly within the room, ensuring that the entire unit can be installed with no complex fitting procedures. This simplicity translates into timely installations and reduced costs.



UNICO INVERTER RANGE

The first and only air conditioner without an outdoor unit applying DC inverter technology. With great performance, they deliver optimal heating and cooling with an “A” rated energy efficiency level. They also boast extremely quiet operation with reduced energy consumption.

INVERTER TECHNOLOGY

Unlike on-off systems, inverter units make it possible to reach the desired temperature rapidly and keep it constant, preventing sharp changes. Unico Inverter DC units operate extremely quietly with reduced energy consumption. Inverter technology ensures maximum efficiency and delivers optimal comfort while at the same time cutting costs.

Over the years, the Unico range has become an international success, with the new Unico Inverter DC came an air conditioner that has no equal in terms of efficiency, consumption, performance and design. For the first time, DC inverter technology has been applied to an air conditioner without an outdoor unit, and the results are extraordinary.

REDUCED CONSUMPTION

Unico Inverter DC air conditioners can boast being rated “A” for energy efficiency. The DC inverter technology optimises efficiency and radically cuts consumption up to 30%, in addition to ensuring perfect operation, giving higher performance and maximum results with minimal costs. The ratio between power produced and energy used is among the best in the market.

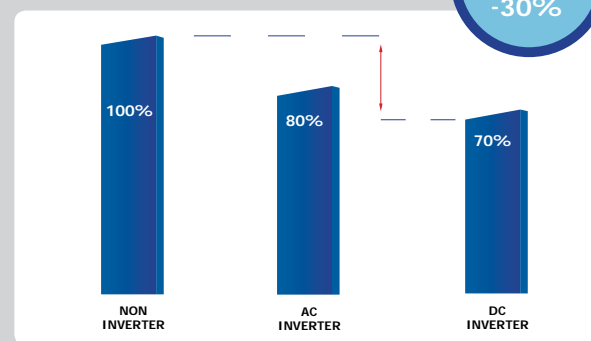
ROOM TEMPERATURE STABILITY

In addition to reaching the required temperature more quickly, inverter technology enables better control of room temperature, whether heating or cooling, minimising fluctuations and maintaining a desired temperature.

HIGHER PERFORMANCE

The Unico Inverter DC constantly checks the rotation speed of the variable-speed compressor in order to guarantee optimal performance under any condition, which means reaching the set temperature quickly and steadily.

Energy Saving



UNICO INVERTER
Without outdoor unit



INSTALLATION

Unico Inverter DC has been designed and developed for low or high installation, giving a greater choice of where the unit can be placed. Thanks to innovative technical features, a few minutes are all it takes to prepare the machine for either type of installation. The installation of the unit requires no outside work, meaning no difficult installation procedures and reduced costs. The visual impact on the outside wall is minimal with only two small grilles installed (each 202 mm diameter).*

TWO POWER RATINGS, FOUR MODELS, TWO WITH HEAT PUMP

A range of four models and two power ratings means you can find the right unit for every need.

1. **UNICO INVERTER DC 9 SF** (cooling only)
2. **UNICO INVERTER DC 9 HP** (with heat pump)
3. **UNICO INVERTER DC 12 SF** (cooling only)
4. **UNICO INVERTER DC 12 HP** (with heat pump)

Within the Unico Inverter DC, the heat pump reaches very high efficiency levels, finding the perfect balance between perfect cooling and truly effective heating that you can use all through the winter.

TECHNICAL DATA & FEATURES SEE PAGE 10

		UNICO INVERTER 9 SF	UNICO INVERTER 9 HP	UNICO INVERTER 12 SF	UNICO INVERTER 12 HP
Cooling capacity (1) (min/nomin/max)	kW	1.4 / 2.3 / 2.7	1.4 / 2.3 / 2.7	1.8 / 2.7 / 3.1	1.8 / 2.7 / 3.1
Heating capacity (1) (min/nomin/max)	kW	—	1.4 / 2.4 / 2.7	—	1.8 / 2.7 / 3.0
Input power in cooling mode (1) (min/nomin/max)	W	460/850/1300	460/850/1300	580/1000/1400	580/1000/1400
Input power in heating mode (1) (min/nomin/max)	W	—	420/750/1200	—	530/840/1300
Annual power consumption in cooling mode (1)	kWh	425	425	500	500
Dehumidification capacity	l/h	1.0	1.0	1.1	1.1
Voltage/Frequency	V-F-Hz	230-1-50	230-1-50	230-1-50	230-1-50
E.E.R	—	2.70	2.70	2.70	2.70
C.O.P.	—	—	3.20	—	3.21
Energy efficiency class in cooling mode	—	A	A	A	A
Energy efficiency class in heating mode	—	—	A	—	A
Fan speed (internal/external)	—	3/6	3/6	3/6	3/6
Indoor air flow in cooling mode (max/med/min)	m ³ /h	490/430/360	490/430/360	490/430/360	490/430/360
Indoor air flow in heating mode (max/med/min)	m ³ /h	—	490/430/360	—	490/430/360
Outside air flow in cooling mode (max/min)	m ³ /h	520/350	520/350	520/350	500/340
Outside air flow in heating mode (max/min)	m ³ /h	—	520/350	—	500/340
Dimensions (W x H x D)	mm	902x506x229	902x506x229	902x506x229	902x506x229
Weight (without packing)	kg	39	39	39	39
Sound level	db (A) (min-max)	34-43	34-43	34-43	34-43
Diameter of holes in wall*	mm	202	202	202	202
Refrigerant gas/load	Tipo/kg	R410A/0.490	R410A/0.570	R410A/0.490	R410A/0.540

OPERATIONAL LIMITS

	INDOOR TEMPERATURE	OUTDOOR TEMPERATURE
Operating temperature - max in cooling mode	DB 35°C - WB 24°C	DB 43°C - WB 32°C
Operating temperature - min in cooling mode	DB 18°C	DB -10°C
Operating temperature - max in heating mode	DB 27°C	DB 24°C - WB 18°C
Operating temperature - min in heating mode	—	DB -15°C

(1) The technical data are referred to EN 14511.

HP = heat pump

* Unico Inverter can easily replace previously installed Unico Star and Unico Sky models as they have the same distance between air inlet and outlet and because it is designed to also enable installation with 162 mm holes.

UNICO ON OFF RANGE

The Unico with on off technology is the new air conditioner without an outdoor unit. With a modern and sleek design it is extremely quiet in operation making it particularly suitable for bedrooms. With "A" rated energy efficiency, the Unico is ideal for providing comfortable climate control all year round.

NOW EVEN MORE STYLISH

The smartly styled Unico was designed by King and Miranda, who have created a desirable product that can blend into any decor unobtrusively, but also with a unique character of its own. The Unico has a subtle and essential style that will suit any room.

MAINTENANCE AND FILTER CLEANING

The Unico has been developed to ensure maximum accessibility during maintenance operations. Conceived as a modular unit, all its sections are separable and easy to reach. Filter cleaning is extremely simple; to access the filters, simply lift the air flap lightly, then just pull out the double filter and it is ready to be cleaned.

OPTIMAL AIR FLOW AND DISTRIBUTION

Air flow and air distribution are key elements for achieving perfect comfort. The Unico generates up to a maximum of 490 m³/h of air flow, which is distributed efficiently throughout the room thanks to the large sized air vent (690 x 60 mm). This results in reduced power consumption with the same cooling and heating performance.

INSTALLATION

The Unico has been designed and developed for both low and high installation. Thanks to innovative technical features, a few minutes are all it takes to prepare the machine for either type of installation. The installation of the unit requires no outside work, this means no difficult installation procedures and reduced costs. The visual impact on the outside wall is minimal with only two small grilles (each 202 mm diameter).*



UNICO
Without outdoor unit



QUIET IN OPERATION

They say silence is golden, but it is even more precious when referred to an air conditioner installed within a home. Quiet in operation so it will not disturb daily activities and even more importantly extremely quietly at night, because silence really is the first condition for a good night sleep.

TWO POWER RATINGS, FOUR MODELS, TWO WITH HEAT PUMP

A range of four models and two power ratings means you can find the right unit for every need.

1. **UNICO 8.5 SF** (cooling only)
2. **UNICO 8.5 HP** (with heat pump)
3. **UNICO 11.5 SF** (cooling only)
4. **UNICO 11.5 HP** (with heat pump)

Within the Unico the heat pump reaches very high efficiency levels, finding the perfect balance between perfect cooling and truly effective heating that you can use all through the winter.

TECHNICAL DATA & FEATURES SEE PAGE 10

		8.5 SF	8.5 HP	11.5 SF	11.5 HP
Cooling capacity (1)	kW	2.10	2.10	2.60	2.60
Heating capacity (1)	kW	—	2.10	—	2.50
Absorbed power in cooling mode (1)	W	765	765	945	945
Absorbed power in heating mode (1)	W	—	697	—	830
Annual power consumption in cooling mode (1)	kWh	383	383	473	473
Dehumidification capacity	l/h	0.9	0.9	1.1	1.1
Voltage/Frequency	V - F - Hz	230-1-50	230-1-50	230-1-50	230-1-50
E.E.R	—	2.75	2.75	2.75	2.75
C.O.P.	—	—	3.01	—	3.01
Energy efficiency class in cooling mode	—	A	A	A	A
Energy efficiency class in heating mode	—	—	A	—	A
Fan speed (internal/external)	—	3/3	3/3	3/3	3/3
Indoor air flow in cooling mode (max/med/min)	m ³ /h	360/430/490	360/430/490	360/430/490	360/430/490
Indoor air flow in heating mode (max/med/min)	m ³ /h	—	270/350/410	—	330/400/450
Outside air flow in cooling mode (max / min)	m ³ /h	520-350	520-350	520-350	500-340
Outside air flow in heating mode (max / min)	m ³ /h	—	520-350	—	500-340
Dimension (W x H x D)	mm	902x516x229	902x516x229	902x516x229	902x516x229
Weight (without packing)	kg	40	40	40	40
Sound level	db (A) (min-max)	34-43	34-43	34-43	34-43
Diameter of holes in wall	mm	202	202	202	202
Refrigerant gas/load	Tipo/Kg	R410A/0.510	R410A/0.590	R410A/0.510	R410A/0.550
Maximum remote control (distance/angle)	m/°	8/80	8/80	8/80	8/80

OPERATIONAL LIMITS

	INDOOR TEMPERATURE	OUTDOOR TEMPERATURE
Operating temperature - max in cooling mode	DB 35°C - WB 24°C	DB 43°C - WB 32°C
Operating temperature - min in cooling mode	DB 18°C	DB -10°
Operating temperature - max in heating mode	DB 27°C	DB 24°C - WB 18°C
Operating temperature - min in heating mode	—	DB -15°

(1) The technical data are referred to EN 14511.

HP = heat pump

* Unico can easily replace previously installed Unico Star and Unico Sky models as they have the same distance between air inlet and outlet and because it is designed to also enable installation with 162 mm holes.

EASY RANGE

The Olimpia Splendid Easy is a floor standing air conditioner with no outdoor unit.

It is fast and easy to install, practical and simple to use.

The Olimpia Splendid Easy is the simplest solution for a complete, elegant and discreet air conditioning solution.

ELEGANT AND DISCREET

The Easy is designed to be perfectly integrated into every type of furnishing. Its soft curves and round lines together with compact size make the Unico Easy an elegant but discreet addition to any room.



COMFORT ABOVE ALL

The Easy is the epitome of comfort and convenience; all functions can be activated easily thanks to the new generation remote control. Ergonomic grip and quick, easy operation, the controls can be used directly on the machine (thanks to the practical housing) or remotely, without leaving the comfort of your chair.

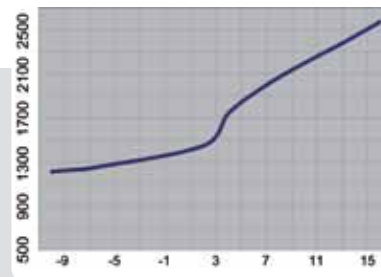
AUTO AND MOON FUNCTIONS

Creating the perfect climate in all circumstances; the Auto function automatically defines maximum climate comfort according to the temperature and humidity in the room. The Moon function adapts the air conditioning function to the various metabolic phases that occur at night, thus guaranteeing your nightly repose.

COMPLETE CLIMATE CONTROL

Thanks to heat pump technology the Easy HP is not just for cooling and dehumidification. In the intermediate seasons it is a truly complete climate control system. At low outside temperatures, the Easy HP guarantees very high efficiency for heating as illustrated in the graph below.

Power in heating mode [W]



Outdoor temperature °C, RH=87%

UNICO *Easy*
Without outdoor unit



ECOLOGICAL

The Easy safeguards the environment from all points of view; the optimised “double-duct” technology ensures high performance and utmost efficiency. In fact, the Easy has a Class A rating and uses only environmentally-friendly R410A refrigerant.

SSSHHH!

Seen but not heard; thanks to the use of a cross-flow fan, the latest generation sliding-vane compressor and high efficiency soundproofing, the Easy delivers truly quiet operation (at just 38 db).

TECHNICAL DATA & FEATURES SEE PAGE 10

		EASY SF	EASY HP
Cooling capacity (1)	kW	2.05	2.0
Heating capacity (1)	kW	—	2.0
Input power in cooling mode (1)	W	775	763
Input power in heating mode (1)	W	—	710
Annual power consumption in cooling mode (1)	kWh	387.5	382
Dehumidification capacity	l/h	1,0	0,9
Voltage/Frequency	V-F-Hz	230-1-50	230-1-50
E.E.R	—	2.65	2.62
C.O.P.	—	—	2.81
Energy efficiency class in cooling mode	—	A	A
Energy efficiency class in heating mode	—	—	B
Fan speed (internal/external)	—	3/2	3/3
Indoor air flow in cooling mode (max/med/min)	m ³ /h	328-300-274	310-280-250
Indoor air flow in heating mode	m ³ /h	—	310-280-250
Outside air flow in cooling mode (max /min)	m ³ /h	429-258	430-350-260
Dimensions (W x H x D)	mm	693x666x276	693x666x276
Weight (without packing)	kg	39	39
Sound level	db (A) (min-max)	36-43	36-43
Diameter of holes in wall	mm	162	162
Refrigerant gas/load	Type/kg	R410A/0.550	R410A/0.51

OPERATIONAL LIMITS

	INDOOR TEMPERATURE	OUTDOOR TEMPERATURE
Operating temperature - max in cooling mode	DB 32°C - WB 23°C	DB 43°C - WB 32°C
Operating temperature - min in cooling mode	DB 18°C	DB 18°C - WB 16°C
Operating temperature - max in heating mode	DB 27°C	DB 24°C - WB 18°C
Operating temperature - min in heating mode	DB 16°C	DB -10°C - WB -11°C

(1) The technical data are referred to EN 14511.

HP = heat pump - HE = high efficiency (energy saving/high performance)

TECHNICAL DATA

	UNICO INVERTER 9 SF	UNICO INVERTER 9 HP	UNICO INVERTER 12 SF	UNICO INVERTER 12 HP	UNICO 8.5 SF	UNICO 8.5 HP	UNICO 11.5 SF	UNICO 11.5 HP	EASY SF	EASY HP
Cooling capacity in kW	2.7*	2.7*	3.1*	3.1*	2.10	2.10	2.60	2.60	2.05	2.00
Heating capacity in kW	/	2.7*	/	3.0*	/	2.10	/	2.50	/	2.00
Energy efficiency class in cooling mode	A	A	A	A	A	A	A	A	A	A
Energy efficiency class in heating mode	/	A	/	A	/	A	/	A	/	B

FEATURES

Room Thermostat	•	•	•	•	•	•	•	•	•	•
Fan speed (in/out)	3/6	3/6	3/6	3/6	3/3	3/3	3/3	3/3	3/2	3/3
Condensed water recycling system	•	•	•	•	•	•	•	•	•	•
Heating pump		•		•		•		•		•
Motorized louvers	•	•	•	•	•	•	•	•		
AUTOFAN function	•	•	•	•	•	•	•	•	•	•
AUTO function	•	•	•	•	•	•	•	•	•	•
MOON function	•	•	•	•	•	•	•	•	•	•
ECONOMY function	•	•	•	•						
Only fan function	•	•	•	•	•	•	•	•	•	•
Dehumidifying function	•	•	•	•	•	•	•	•	•	•
Condensed water discharge pump		•		•		•		•		•
Electronic timer	•	•	•	•	•	•	•	•	•	•
On board electronic control system									•	•
LCD IR remote control	•	•	•	•	•	•	•	•		
Extractable LCD IR remote									•	•
Serial interface					Optional	Optional	Optional	Optional	Optional	Optional
Wireless wall control					Optional	Optional	Optional	Optional	Optional	Optional
Air filters	•	•	•	•	•	•	•	•	•	•
Air exchange system										
Low ambient control	•	•	•	•	•	•	•	•		
Electrostatic and Activated carbon filters	•	•	•	•	•	•	•	•		

* For Inverter models data is referred to maximum capacity

Celsius air conditioning

Celsius Air Conditioning Ltd
Registered in England & Wales No. 2654497
Registered Office:
1 Well Street,
Heywood,
Lancs.
OL10 1NT

T 01706 367 500
F 01706 367 355
W www.celsiusair.co.uk
E sales@celsiusair.co.uk



Environmentally – Friendly



Maximum efficiency
Low consumption

r CC-45-ub-0611

*The technical data and aesthetic characteristics can undergo change.
Celsius Air Conditioning reserves the right to modify its products at any
time and without prior notice.*